

EMS Box #

140-2

LOCATION: North of Rt. 422 (including Rt. 422) Rt. 501 North (Including Rt. 501 North)
 East of Prescott DR. to East of Halfway Dr.(inclusive) to Rosebud Rd. South of Rosebud Rd. (excluding Rosebud Rd.)











Type	1st	2nd	3rd	4th	5th	6th	7th	8th	9th	10th	11th	12th	13th	14th	15th	16th	17th	18th	19th	20th
<u>BLS</u>	140	141	142	194	190	191	192	193	197	198	199	160	587	196	150	195	650	4-8	941	7-2
<u>ALS</u>	12-2	12	12	12	12	NOTE 1	195	196	650	4-8	4									
<u>QRS</u>	Q33	Q53	Q47	Q8	Q5	Q6	Q2	Q1	Q180	Q12										
<u>Rehab</u>	SU140	Q53	160																	
<u>Med Assist</u>	R31	E30	Q53	Q33																
<u>AED</u>	NOTE 3																			
<u>Lift Assist</u>	R31	E30																		

Special Notes:

- 1 Destination Hospital Reading consider Western Berks 650 (Station 3)
- 2 Dispatch R-31 on all Class I calls of 5th Due or higher
- 3 Notify Myerstown PD on AED ASSISTS in Myerstown Boro ONLY

*** Myerstown First Aid Unit paid crew hours of operation - 0600-1800 (No major holidays)

Updated: 7/1/2007

- | | | | |
|---|---------------------------|---|---------------------------------------|
|  | = Berks County Units |  | = Western Berks EMS Robesonia station |
|  | = Dauphin County Units |  | = Bethel Ambulance Bethel Station |
|  | = Lancaster County Units |  | = Ephrata Hospital ALS |
|  | = Schuylkill County Units |  | = South Cental EMS (Route 22 Station) |
| | |  | = University EMS - Hershey Station |
| | |  | = Pine Grove EMS |